
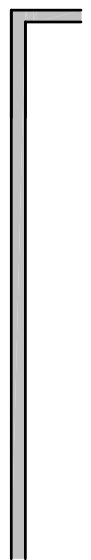


Keyplan
N.T.S

AREA OF
ATRIMUM



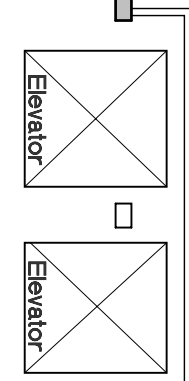
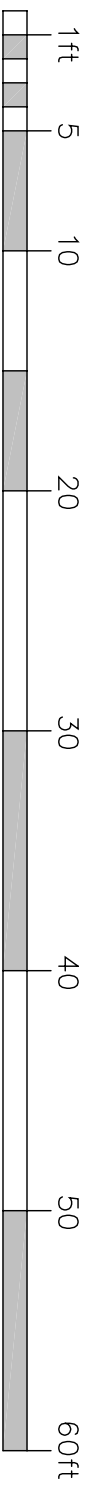
TO SOUTH
PARKING LOT
Exit



Atrium

Main Floor Atrium

SCALE=1/8"=1'-0"



TO NORTH
PARKING LOT
Exit